

# CENTRIFUGES Medium 400ml



## MDCEN-302/ MDCEN-321/MDCENR-311/MDCENR-301, 400ml Memory Program Centrifuges

### Features:

- LCD, speed and RCF setting, and display.
- 10 memory programs for presetting parameters.
- Auto accelerating and decelerating functions.
- Auto power off for rotor imbalance, overload, breakdown indication and safety protection device.











Model	MDCEN-302	MDCENR-321	MDCENR-301	MDCENR-311
Max. Speed (rpm)	500~6,000			
Max. RCF (g)	4,260			
Capacity(ml x pcs)	400			
Temp. Range	0°C~40°C			
Timer (min:sec)	99:59			
Weight (kg)	18	85	55	60
WxDxH size (cm)	36 x 48 x 34	43 x 58 x 85	65 x 55 x 35	44 x 72 x 35


Tubes not included

AC110/220V, 50/60Hz

**Rotors for MDCEN/R-301/302/311/321**

									
2-3400-27	2-3400-28	2-3400-23	2-3400-24	2-3400-21	2-3400-22	2-3400-32	2-3400-25	2-3400-26	2-3400-33
6ml x36pcs	1.5ml x48pcs	50ml x4pcsTC	15ml x12pcsTC	100ml x4pcs	50ml x4pcs	15ml x16pcs	10ml x24pcs	6ml x40pcs	15ml x8pcs

Rotor	Capacity (ml x pcs)	Tube size (Ø x L) mm	Max. Speed (rpm)	Max. RCF (g)	Cat. No.
 <b>RS-50</b>	100x4	42~45x95~112	3,500	1,970	2-3400-21
	50x4	32~35x90~117	4,000	2,480	2-3400-22
	15x16	13.5~16.7x86~115	3,500	1,970	2-3400-32
	10x24	14~15.5x85~113	3,500	1,970	2-3400-25
	6x40	11~12.7x63~88	3,500	1,620	2-3400-26
	6x36	11~12x85~106	3,500	1,930	2-3400-27
	1.5x48	10~11x36~56	3,500	1,310	2-3400-28
	50x4TC	26.5~29.5x90~120	4,000	2,550	2-3400-23
	15x12TC	15~17x85~120	3,500	1,990	2-3400-24
15x8	15~17x90~122	3,500	1,910	2-3400-33	



**RA-1508**  
15ml x 8pcs  
Max. 6,000rpm



**RA-1512H**  
15ml x 12pcs  
Max. 6,000rpm



**REA-1520**  
1.5ml x 20pcs  
Max. 6,000rpm

Rotor	Capacity (ml x pcs)	Tube size (Ø x L) mm	Max. Speed (rpm)	Max. RCF (g)
<b>RA-1508</b>	15x8	15~16.7x90~122	6,000	3,740
<b>RA-1512H</b>	15x12	15~16.7x90~122	6,000	4,260
<b>REA-1520</b>	1.5x20	10~11x36~56	6,000	3,090



**RA-1516**  
15ml x 16pcs  
Max. 4,000rpm



**RA-1024**  
10ml x 24pcs  
Max. 3,500rpm

Rotor	Capacity (ml x pcs)	Tube size (Ø x L) mm	Max. Speed (rpm)	Max. RCF (g)
<b>RA-1516</b>	15x16	15~16.7x90~115	4,000	2,210
<b>RA-1024</b>	10x24	15~16.7x90~107	3,500	1,750



**RA-5004**  
50ml x 4pcs  
Max. 6,000rpm



**RA-5006**  
50ml x 6pcs  
Max. 6,000rpm



**RA-5008**  
50ml x 8pcs  
Max. 6,000rpm

Rotor	Capacity (ml x pcs)	Tube size (Ø x L) mm	Max. Speed (rpm)	Max. RCF (g)
<b>RA-5004</b>	50x4	27.5~29.5x94~130	6,000	3,860
<b>RA-5006</b>	50x6	27.5~29.5x90~130	6,000	3,860
<b>RA-5008</b>	50x8	27.5~29.5x90~117	6,000	4,260