



HSCEN-22K, Ergonomically designed model of High Speed Centrifuge

Features:

- One chip microprocessor control
- Customized key pad (Easy operation and correction)
- Memory for saving experiment condition
- RPM/RCF auto calculating
- Changing term of timer during operation
- 10 steps for acceleration and deceleration for delicate liquid experiment
- Spin-down
- Maximum Fixed Angle Rotor 1,000 ml x 4
- Patented compressor technology reduces vibrations and protects your sample
- PWM (pulse width modulation) motor control has realized
- AC Induction drive technology provides you with fast separations Shorter run times mean more discovery for you. HSCEN-22K high torque switched reluctance drive gives you more time at speed and less time getting there.



Control Panel

Easy rotor connecting

Ergonomically arranged and designed machine, HSCEN-22K maximizes user's convenience with easy connecting.

Easy Keypad

Easy to use control panel for everyone.

Emergency System

Switching door open system preventing damage of sample when power off.

Rotor Identification System

Automatically identifying rotor for user's convenience.


Adaptors



| Model | HSCEN-22K |
|----------------------|--|
| RPM | 22,000 rpm |
| RCF | 53,029 xg |
| Max. capacity | 1,000ml x 4 |
| Time | 99hrs 59min 59sec |
| Display | RPM, RCF, Time, Temperature, Program, Temp. Limit, Accel/Decel, Rotor Number, Rotor Radius |
| Accel/Decel | 10 step |
| Temperature | -10°C ~ 40°C |
| Motor | AC Induction Motor |
| Power supply | 220V, 60Hz, single phase |
| Dimension | 668W x 801D x 891H/mm |
| Weight | 230Kg |








* Please note that technical specifications subject to change.

Angle Rotors (more details page 134-136)







CENTRIFUGES Rotors for High Speed 17R, 22K, 25K, 30K



Angle Rotors (High Speed Centrifuge)






















| | | | | | | |
|--|----------------------------|---|---|--|---|---|
|  <p>A1.5S-36</p> <p>Type: Angle Rotor <45°C Max. RPM: 20,000rpm Max. RCF: 52,546 xg Radius: 115.7mm</p> | Tube Capacity (ml) | 0.2ml | 0.5ml | 1.5ml | 2.0ml | <p>HSCEN-17R Max. RPM: 15,000 Max. RCF: 29,104 xg</p> <p>HSCEN-22K Max. RPM: 18,000 Max. RCF: 41,910 xg</p> <p>HSCEN-25K Max. RPM: 20,000 Max. RCF: 51,741 xg</p> <p>HSCEN-30K Max. RPM: 20,000 Max. RCF: 51,741 xg</p> |
| | Dimensions Ø x L mm | 6x18 | 8x30 | 11x38 | 11x38 | |
| | Tube Type |  |  |  |  | |
| | Adapter |  |  | | | |
| | Tube per Rotor | 36 | | | | |
| | Max. RCF | 42,573 | 46,643 | 52,546 | | |
| | radius (mm) | 95.2 | 104.3 | 115.7 | | |
| | boring Ø x L mm | 6x21 | 8x37 | 11x37.5 | | |

| | | | | | | |
|--|----------------------------|---|--|--|--|---|
|  <p>A10S-12</p> <p>Type: Angle Rotor <36°C Max. RPM: 30,000rpm Max. RCF: 85,628 xg Radius: 85.1mm</p> | Tube Capacity (ml) | 10ml | | | | <p>HSCEN-17R Max. RPM: 17,000 Max. RCF: 27,496 xg</p> <p>HSCEN-22K Max. RPM: 22,000 Max. RCF: 46,049 xg</p> <p>HSCEN-25K Max. RPM: 25,000 Max. RCF: 59,464 xg</p> <p>HSCEN-30K Max. RPM: 30,000 Max. RCF: 85,628 xg</p> |
| | Dimensions Ø x L mm | 16x82 | | | | |
| | Tube Type |  | | | | |
| | Tube per Rotor | 12 | | | | |
| | Max. RCF | 85,628 | | | | |
| | radius (mm) | 85.1 | | | | |
| | boring Ø x Lmm | 16.3x74.5 | | | | |

| | | | | | | |
|---|----------------------------|---|--|--|--|---|
|  <p>A15S-12C</p> <p>Type: Angle Rotor <25°C Max. RPM: 17,000rpm Max. RCF: 32,116 xg Radius: 99.4mm</p> | Tube Capacity (ml) | 15ml | | | | <p>HSCEN-17R Max. RPM: 15,000 Max. RCF: 25,004 xg</p> <p>HSCEN-22K Max. RPM: 17,000 Max. RCF: 32,116 xg</p> <p>HSCEN-25K Max. RPM: 17,000 Max. RCF: 32,116 xg</p> <p>HSCEN-30K Max. RPM: 17,000 Max. RCF: 32,116 xg</p> |
| | Dimensions Ø x L mm | 17x120 | | | | |
| | Tube Type |  | | | | |
| | Tube per Rotor | 12 | | | | |
| | Max. RCF | 32,116 | | | | |
| | radius (mm) | 99.4 | | | | |
| | boring Ø x L mm | 17x115 | | | | |

| | | | | | | |
|--|----------------------------|---|--|--|--|--|
|  <p>A15S-12</p> <p>Type: Angle Rotor <25°C Max. RPM: 30,000rpm Max. RCF: 96,696 xg Radius: 96.1mm</p> | Tube Capacity (ml) | 15(16)ml | | | | <p>HSCEN-17R Max. RPM: 17,000 Max. RCF: 31,050 xg</p> <p>HSCEN-22K Max. RPM: 22,000 Max. RCF: 52,001xg</p> <p>HSCEN-25K Max. RPM: 25,000 Max. RCF: 67,150 xg</p> <p>HSCEN-30K Max. RPM: 30,000 Max. RCF: 96,696 xg</p> |
| | Dimensions Ø x L mm | 18x100 | | | | |
| | Tube Type |  | | | | |
| | Tube per Rotor | 12 | | | | |
| | Max. RCF | 96,696 | | | | |
| | radius (mm) | 96.1 | | | | |
| | boring Ø x Lmm | 19x96 | | | | |

| | | | | | | |
|--|----------------------------|---|--|--|--|---|
|  <p>A50S-6C</p> <p>Type: Angle Rotor <40°C Max. RPM: 17,000rpm Max. RCF: 29,402 xg Radius: 91mm</p> | Tube Capacity (ml) | 50ml | | | | <p>HSCEN-17R Max. RPM: 15,000 Max. RCF: 22,891 xg</p> <p>HSCEN-22K Max. RPM: 17,000 Max. RCF: 29,402 xg</p> <p>HSCEN-25K Max. RPM: 17,000 Max. RCF: 29,402 xg</p> <p>HSCEN-30K Max. RPM: 17,000 Max. RCF: 29,402 xg</p> |
| | Dimensions Ø x L mm | 29x115 | | | | |
| | Tube Type |  | | | | |
| | Tube per Rotor | 6 | | | | |
| | Max. RCF | 29,402 | | | | |
| | radius (mm) | 91.0 | | | | |
| | boring Ø x Lmm | 29.5x108.6 | | | | |

| | | | | | | |
|---|----------------------------|---|---|---|--|--|
|  Type: Angle Rotor <30°C Max. RPM: 30,000rpm Max. RCF: 96,696 xg Radius: 96.1mm | Tube Capacity (ml) | 15(16)ml | 50ml | 50ml | | HSCEN-17R Max. RPM: 17,000 Max. RCF: 31,050 xg HSCEN-22K Max. RPM: 22,000 Max. RCF: 52,001 xg HSCEN-25K Max. RPM: 25,000 Max. RCF: 67,150 xg HSCEN-30K Max. RPM: 30,000 Max. RCF: 96,696 xg |
| | Dimensions Ø x L mm | 18x100 | 8x30 | 11x38 | | |
| | Tube Type |  |  |  | | |
| | Adapter |  |  | | | |
| | Tube per Rotor | 6 | | | | |
| | Max. RCF | 90,558 | 96,696 | | | |
| | radius (mm) | 90.0 | 96 | | | |
| | boring Ø x L mm | 18.5x92 | 29x100 | | | |
|  Type: Angle Rotor <36°C Max. RPM: 30,000rpm Max. RCF: 99,513 xg Radius: 98.9mm | Tube Capacity (ml) | 15(16)ml | 50ml | 50ml | | HSCEN-17R Max. RPM: 15,000 Max. RCF: 24,878 xg HSCEN-22K Max. RPM: 22,000 Max. RCF: 53,516 xg HSCEN-25K Max. RPM: 25,000 Max. RCF: 67,106 xg HSCEN-30K Max. RPM: 30,000 Max. RCF: 99,513 xg |
| | Dimensions Ø x L mm | 18x100 | 28.7x104 | 28.8x107 | | |
| | Tube Type |  |  |  | | |
| | Adapter |  |  | | | |
| | Tube per Rotor | 8 | | | | |
| | Max. RCF | 93,375 | 99,513 | | | |
| | radius (mm) | 92.8 | 98.9 | | | |
| | boring Ø x L mm | 18.5x92 | 29x100 | | | |
|  Type: Angle Rotor <25°C Max. RPM: 25,000rpm Max. RCF: 64,425 xg Radius: 92.2mm | Tube Capacity (ml) | 85ml | | | | HSCEN-17R Max. RPM: 15,000 Max. RCF: 23,193 xg HSCEN-22K Max. RPM: 20,000 Max. RCF: 41,232 xg HSCEN-25K Max. RPM: 25,000 Max. RCF: 64,425 xg HSCEN-30K Max. RPM: 25,000 Max. RCF: 64,425 xg |
| | Dimensions Ø x L mm | 38.2x105.7 | | | | |
| | Tube Type |  | | | | |
| | Adapter | | | | | |
| | Tube per Rotor | 6 | | | | |
| | Max. RCF | 64,425 | | | | |
| | radius (mm) | 92.2 | | | | |
| | boring Ø x L mm | 38.5x90 | | | | |
|  Type: Angle Rotor <25°C Max. RPM: 14,000rpm Max. RCF: 30,305 xg Radius: 138.3mm | Tube Capacity (ml) | 250ml | 250ml | | | HSCEN-22K Max. RPM: 12,000 Max. RCF: 22,265 xg HSCEN-25K Max. RPM: 14,000 Max. RCF: 30,305 xg HSCEN-30K Max. RPM: 14,000 Max. RCF: 30,305 xg |
| | Dimensions Ø x L mm | 61.8x127.7 | 61.8x134 | | | |
| | Tube Type |  |  | | | |
| | Adapter | | | | | |
| | Tube per Rotor | 6 | | | | |
| | Max. RCF | 30,305 | | | | |
| | radius (mm) | 138.3 | | | | |
| | boring Ø x L mm | 62x103 | | | | |
|  Type: Angle Rotor <25°C Max. RPM: 10,000rpm Max. RCF: 17,743 xg Radius: 158.7mm | Tube Capacity (ml) | 500ml | | | | HSCEN-22K Max. RPM: 9,000 Max. RCF: 14,372 xg HSCEN-25K Max. RPM: 10,000 Max. RCF: 17,743 xg HSCEN-30K Max. RPM: 10,000 Max. RCF: 17,743 xg |
| | Dimensions Ø x L mm | 69.5x170 | | | | |
| | Tube Type |  | | | | |
| | Adapter | | | | | |
| | Tube per Rotor | 6 | | | | |
| | Max. RCF | 17,743 | | | | |
| | radius (mm) | 158.7 | | | | |
| | boring Ø x L mm | 70x141 | | | | |
|  Type: Angle Rotor <25°C Max. RPM: 8,000rpm Max. RCF: 12,157 xg Radius: 169.9mm | Tube Capacity (ml) | 1000ml | | | | HSCEN-22K Max. RPM: 8,000 Max. RCF: 12,157 xg HSCEN-25K Max. RPM: 8,000 Max. RCF: 12,157 xg HSCEN-30K Max. RPM: 8,000 Max. RCF: 12,157 xg |
| | Dimensions Ø x L mm | 96x176 | | | | |
| | Tube Type |  | | | | |
| | Adapter | | | | | |
| | Tube per Rotor | 4 | | | | |
| | Max. RCF | 12,157 | | | | |
| | radius (mm) | 169.9 | | | | |
| | boring Ø x L mm | 97x144 | | | | |