



HSCEN-30K, High Speed Vacuum Centrifuge

High Speed Centrifuge capable of 25,000-30,000 RPM & 4,000ml separation.

Features:

- One chip microprocessor control
- Easy control of operation
- Well engineered design of motor assures sound quality
- Environmental refrigerating system of CFC-free
- Automatic RPM/RCF calculating system
- Feed-back system of vacuum control system
- Rotor of autoclave endurance
- High vacuum system and the especially flexible driving system of ultra high speed
- Ultra fine structure such as microbe and virus can be treated
- Vacuum pressure is precisely measured by digital gauge.



Nalgene Tube Sealing Cap
10ml, 50ml
500ml, 1000ml



Vacuum Pump
 6.7×10^{-2} Torr
60ℓ/min

Model	HSCEN-30K
RPM	30,000 rpm
RCF	98,608 xg
Max. capacity	1,000ml x 4
Time	99hrs 59min 59sec
Display	RPM, RCF, Time, Temperature, Program, Temp. Limit, Accel/Decel, Rotor Number, Rotor Radius, Self Test, w2dt
Accel/Decel	10 step
Temperature	-10°C ~ 40°C
Motor	AC Induction Motor
Power supply	220V, 60Hz, single phase
Dimension	710W x 1,000D x 1,260H/mm
Weight	330Kg

* Please note that technical specifications subject to change.

Contamination Prevention System

Easy cleaning and preventing contamination during use of machine

Various rotors available

Various rotors and tubes in need usable (1.5ml-1000ml)

Temp, Limit System








Accurate temperature control by temperature recognition function.



Angle Rotors (more details page 134-136)







CENTRIFUGES Rotors for High Speed 17R, 22K, 25K, 30K



Angle Rotors (High Speed Centrifuge)

 <p>A1.5S-36</p> <p>Type: Angle Rotor <45°C Max. RPM: 20,000rpm Max. RCF: 52,546 xg Radius: 115.7mm</p>	Tube Capacity (ml)	0.2ml	0.5ml	1.5ml	2.0ml	<p>HSCEN-17R Max. RPM: 15,000 Max. RCF: 29,104 xg HSCEN-22K Max. RPM: 18,000 Max. RCF: 41,910 xg HSCEN-25K Max. RPM: 20,000 Max. RCF: 51,741 xg HSCEN-30K Max. RPM: 20,000 Max. RCF: 51,741 xg</p>
	Dimensions Ø x L mm	6x18	8x30	11x38	11x38	
	Tube Type					
	Adapter					
	Tube per Rotor	36				
	Max. RCF	42,573	46,643	52,546		
	radius (mm)	95.2	104.3	115.7		
	boring Ø x L mm	6x21	8x37	11x37.5		







 <p>A10S-12</p> <p>Type: Angle Rotor <36°C Max. RPM: 30,000rpm Max. RCF: 85,628 xg Radius: 85.1mm</p>	Tube Capacity (ml)	10ml				<p>HSCEN-17R Max. RPM: 17,000 Max. RCF: 27,496 xg HSCEN-22K Max. RPM: 22,000 Max. RCF: 46,049 xg HSCEN-25K Max. RPM: 25,000 Max. RCF: 59,464 xg HSCEN-30K Max. RPM: 30,000 Max. RCF: 85,628 xg</p>
	Dimensions Ø x L mm	16x82				
	Tube Type					
	Tube per Rotor	12				
	Max. RCF	85,628				
	radius (mm)	85.1				
	boring Ø x Lmm	16.3x74.5				



 <p>A15S-12C</p> <p>Type: Angle Rotor <25°C Max. RPM: 17,000rpm Max. RCF: 32,116 xg Radius: 99.4mm</p>	Tube Capacity (ml)	15ml				<p>HSCEN-17R Max. RPM: 15,000 Max. RCF: 25,004 xg HSCEN-22K Max. RPM: 17,000 Max. RCF: 32,116 xg HSCEN-25K Max. RPM: 17,000 Max. RCF: 32,116 xg HSCEN-30K Max. RPM: 17,000 Max. RCF: 32,116 xg</p>
	Dimensions Ø x L mm	17x120				
	Tube Type					
	Tube per Rotor	12				
	Max. RCF	32,116				
	radius (mm)	99.4				
	boring Ø x L mm	17x115				




 <p>A15S-12</p> <p>Type: Angle Rotor <25°C Max. RPM: 30,000rpm Max. RCF: 96,696 xg Radius: 96.1mm</p>	Tube Capacity (ml)	15(16)ml				<p>HSCEN-17R Max. RPM: 17,000 Max. RCF: 31,050 xg HSCEN-22K Max. RPM: 22,000 Max. RCF: 52,001xg HSCEN-25K Max. RPM: 25,000 Max. RCF: 67,150 xg HSCEN-30K Max. RPM: 30,000 Max. RCF: 96,696 xg</p>
	Dimensions Ø x L mm	18x100				
	Tube Type					
	Tube per Rotor	12				
	Max. RCF	96,696				
	radius (mm)	96.1				
	boring Ø x Lmm	19x96				



 <p>A50S-6C</p> <p>Type: Angle Rotor <40°C Max. RPM: 17,000rpm Max. RCF: 29,402 xg Radius: 91mm</p>	Tube Capacity (ml)	50ml				<p>HSCEN-17R Max. RPM: 15,000 Max. RCF: 22,891 xg HSCEN-22K Max. RPM: 17,000 Max. RCF: 29,402 xg HSCEN-25K Max. RPM: 17,000 Max. RCF: 29,402 xg HSCEN-30K Max. RPM: 17,000 Max. RCF: 29,402 xg</p>
	Dimensions Ø x L mm	29x115				
	Tube Type					
	Tube per Rotor	6				
	Max. RCF	29,402				
	radius (mm)	91.0				
	boring Ø x Lmm	29.5x108.6				



 <p>A50S-6</p> <p>Type: Angle Rotor <30°C Max. RPM: 30,000rpm Max. RCF: 96,696 xg Radius: 96.1mm</p>	Tube Capacity (ml)	15(16)ml	50ml	50ml		<p>HSCEN-17R Max. RPM: 17,000 Max. RCF: 31,050 xg HSCEN-22K Max. RPM: 22,000 Max. RCF: 52,001 xg HSCEN-25K Max. RPM: 25,000 Max. RCF: 67,150 xg HSCEN-30K Max. RPM: 30,000 Max. RCF: 96,696 xg</p>
	Dimensions Ø x L mm	18x100	8x30	11x38		
	Tube Type					
	Adapter					
	Tube per Rotor	6				
	Max. RCF	90,558	96,696			
	radius (mm)	90.0	96			
	boring Ø x L mm	18.5x92	29x100			

 <p>A50S-8</p> <p>Type: Angle Rotor <36°C Max. RPM: 30,000rpm Max. RCF: 99,513 xg Radius: 98.9mm</p>	Tube Capacity (ml)	15(16)ml	50ml	50ml		<p>HSCEN-17R Max. RPM: 15,000 Max. RCF: 24,878 xg HSCEN-22K Max. RPM: 22,000 Max. RCF: 53,516 xg HSCEN-25K Max. RPM: 25,000 Max. RCF: 67,106 xg HSCEN-30K Max. RPM: 30,000 Max. RCF: 99,513 xg</p>
	Dimensions Ø x L mm	18x100	28.7x104	28.8x107		
	Tube Type					
	Adapter					
	Tube per Rotor	8				
	Max. RCF	93,375	99,513			
	radius (mm)	92.8	98.9			
	boring Ø x L mm	18.5x92	29x100			

 <p>A85S-6</p> <p>Type: Angle Rotor <25°C Max. RPM: 25,000rpm Max. RCF: 64,425 xg Radius: 92.2mm</p>	Tube Capacity (ml)	85ml				<p>HSCEN-17R Max. RPM: 15,000 Max. RCF: 23,193 xg HSCEN-22K Max. RPM: 20,000 Max. RCF: 41,232 xg HSCEN-25K Max. RPM: 25,000 Max. RCF: 64,425 xg HSCEN-30K Max. RPM: 25,000 Max. RCF: 64,425 xg</p>
	Dimensions Ø x L mm	38.2x105.7				
	Tube Type					
	Adapter					
	Tube per Rotor	6				
	Max. RCF	64,425				
	radius (mm)	92.2				
	boring Ø x L mm	38.5x90				

 <p>A250S-6</p> <p>Type: Angle Rotor <25°C Max. RPM: 14,000rpm Max. RCF: 30,305 xg Radius: 138.3mm</p>	Tube Capacity (ml)	250ml	250ml			<p>HSCEN-22K Max. RPM: 12,000 Max. RCF: 22,265 xg HSCEN-25K Max. RPM: 14,000 Max. RCF: 30,305 xg HSCEN-30K Max. RPM: 14,000 Max. RCF: 30,305 xg</p>
	Dimensions Ø x L mm	61.8x127.7	61.8x134			
	Tube Type					
	Adapter					
	Tube per Rotor	6				
	Max. RCF	30,305				
	radius (mm)	138.3				
	boring Ø x L mm	62x103				

 <p>A500S-6</p> <p>Type: Angle Rotor <25°C Max. RPM: 10,000rpm Max. RCF: 17,743 xg Radius: 158.7mm</p>	Tube Capacity (ml)	500ml				<p>HSCEN-22K Max. RPM: 9,000 Max. RCF: 14,372 xg HSCEN-25K Max. RPM: 10,000 Max. RCF: 17,743 xg HSCEN-30K Max. RPM: 10,000 Max. RCF: 17,743 xg</p>
	Dimensions Ø x L mm	69.5x170				
	Tube Type					
	Adapter					
	Tube per Rotor	6				
	Max. RCF	17,743				
	radius (mm)	158.7				
	boring Ø x L mm	70x141				

 <p>A1000S-4</p> <p>Type: Angle Rotor <25°C Max. RPM: 8,000rpm Max. RCF: 12,157 xg Radius: 169.9mm</p>	Tube Capacity (ml)	1000ml				<p>HSCEN-22K Max. RPM: 8,000 Max. RCF: 12,157 xg HSCEN-25K Max. RPM: 8,000 Max. RCF: 12,157 xg HSCEN-30K Max. RPM: 8,000 Max. RCF: 12,157 xg</p>
	Dimensions Ø x L mm	96x176				
	Tube Type					
	Adapter					
	Tube per Rotor	4				
	Max. RCF	12,157				
	radius (mm)	169.9				
	boring Ø x L mm	97x144				